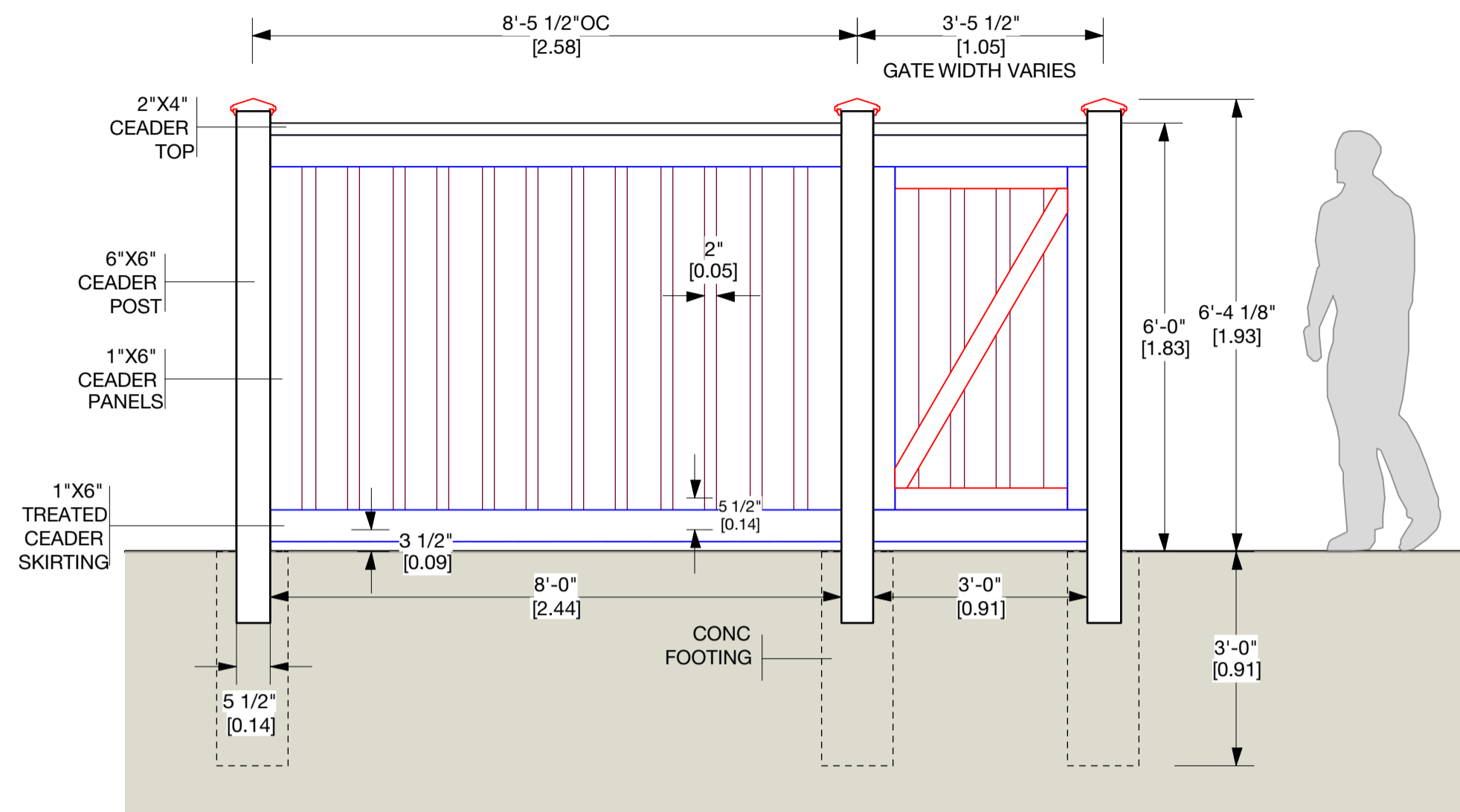
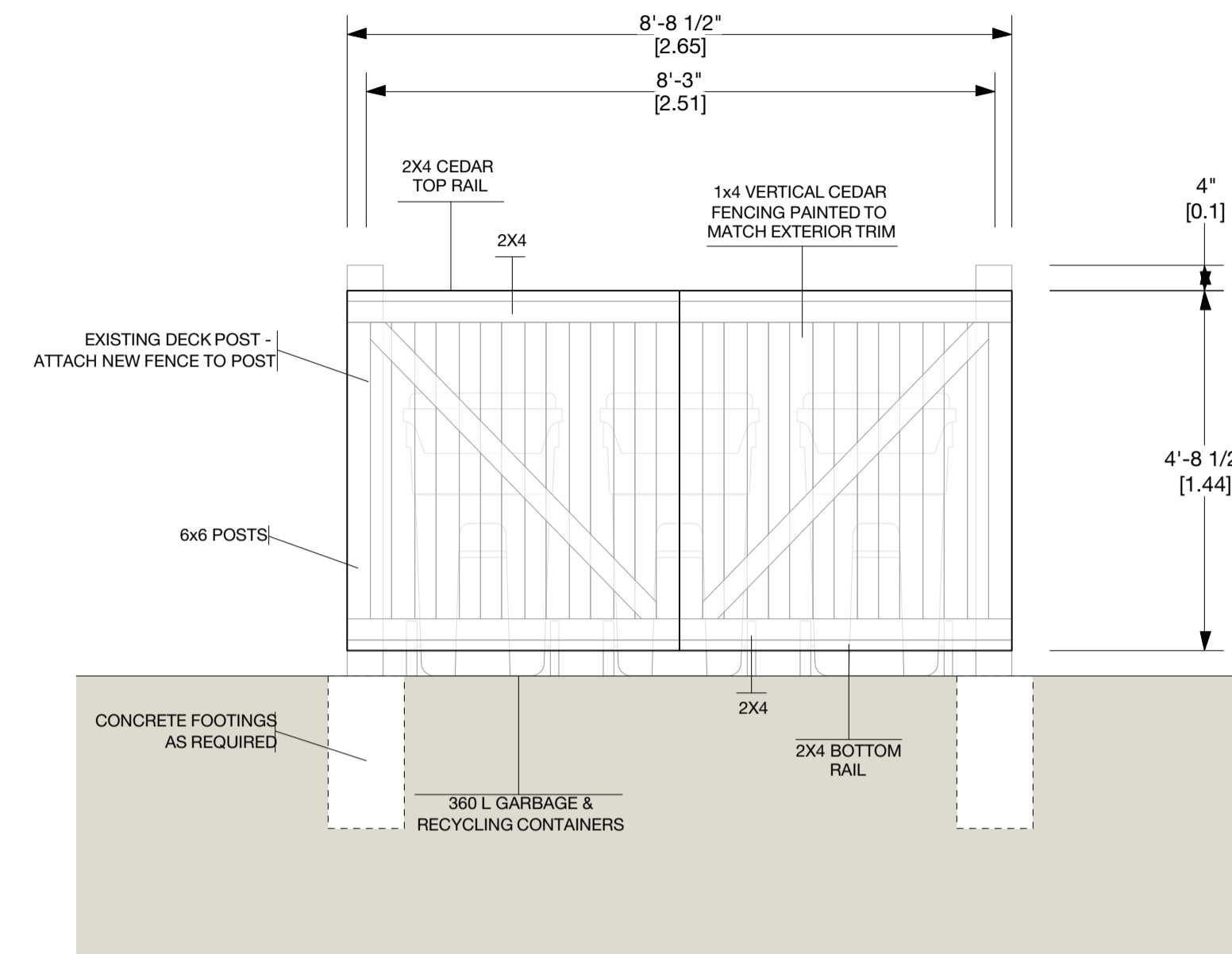


Copyright reserved. This design and drawing is the exclusive property of Novell Construction Ltd. dba Novell Design Build and cannot be reproduced or used for any purpose without written consent. This drawing is not to be used for construction until issued for that purpose. This drawing must not be scaled. Contractors must verify all dimensions, datums, levels and site conditions prior to commencement of work. All variations, errors and omissions to be reported immediately to the Designer for clarification. Variations and modifications to the work shown on these drawings shall not be carried out without approval from Novell Construction Ltd. dba Novell Design Build.

ISSUE RECORD: _____ DATE: _____
 DEVELOPMENT PERMIT SUB 13-Dec-18



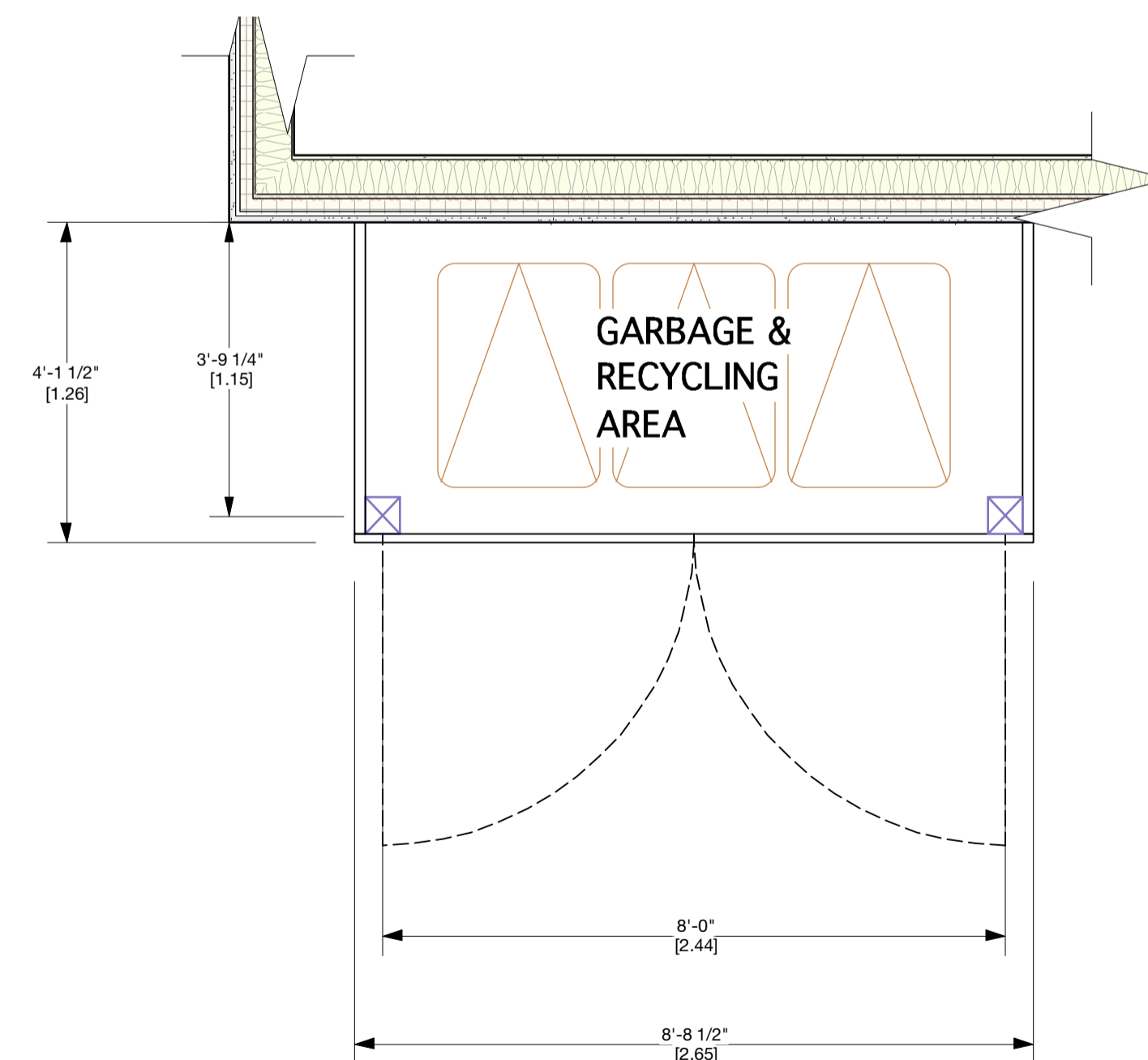
3 TYPICAL FENCE - DETAIL
 A6.1 1/2" = 1'0"



1 TYPICAL BIN SHED - ELEVATION - DETAIL
 A6.1 1/2" = 1'0"

GENERAL NOTES:

1. ALL WORK TO BE DONE IN ACCORDANCE TO THE VANCOUVER BUILDING BYLAW 2014
2. HEIGHT OF ELEVATIONS ARE BASED ON SITE MEASUREMENTS AND ARE BASED ON THE RECENT SURVEY DATA.
3. ALL INTERIOR DIMENSIONS ARE TAKEN TO FINISHED SURFACES, OR CENTRE LINE OF WALL UNLESS OTHERWISE NOTED.
4. ALL EXTERIOR DIMENSIONS ARE FROM SHEATHING TO SHEATHING EXTERIOR FINISH HAS BEEN MEASURED SEPARATELY UNLESS OTHERWISE NOTED.
5. ALL FOOTINGS TO BEAR ON UNDISTURBED NATIVE SOIL OR BEDROCK, AND EXTEND A MINIMUM OF 12" BELOW GRADE.
6. ALL WOOD MEMBERS IN CONTACT WITH CONCRETE TO BE PROTECTED WITH #45 D.P.C. OR SILL PLATE GASKET.
7. PROVIDE A MINIMUM OF 8" CLEARANCE BETWEEN SOIL AND ANY EXTERIOR WOOD MEMBERS.
8. ALL ROUGH OPENING SIZES FOR EXTERIOR WINDOWS AND DOORS TO BE CONFIRMED WITH SUPPLIER.
9. PROVIDE WATERPROOF BACKING FOR ALL TUBS & SHOWER SURROUNDS.
10. MECHANICAL VENTILATION IN ALL BATHROOMS.
11. MECHANICAL & SUSPENDED EQUIPMENT TO BE SEISMICALLY BRACED.
12. DRAWINGS TO BE PRINTED ON 34" x 22" PAPER.
13. DO NOT SCALE FROM DRAWINGS.



2 TYPICAL BIN SHED - PLAN
 A6.1 1/2" = 1'0"



PROJECT TITLE _____

FEIRIN, KNUTSEN RESIDENCE
 2217 PARKER ST
 ADDRESS

JOB NUMBER _____

P1808

DRAWING TITLE _____

LANDSCAPE DETAILS

SCALE _____

1/2" = 1'-0"

DRAWING NUMBER _____

A6.1